

Introduction to using Nasjonalt Vitenarkiv (NVA)

As a faculty member, you are responsible for documenting the results from your artistic research (KUF-work).

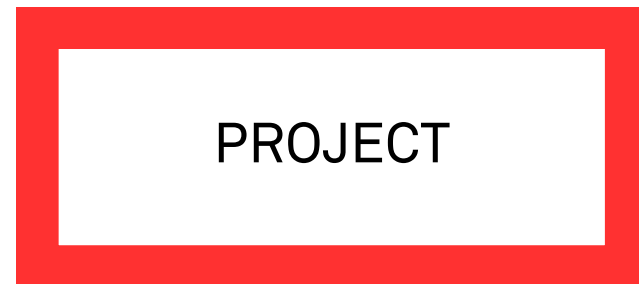
KUF-work that has been carried out as part of your employment or research time, or otherwise supported by Oslo National Academy of the Arts, must be documented in NVA.

This introduction describes the procedure for archiving and registering results, and creating projects, in NVA.


Overview



Results from your KUF-work must be archived and registered in NVA.
The results can be standalone, or part of a project.



A project must be created if you have received funding, or if you archive several results that are connected to each other.



If you have created a project, the ensuing results must be linked to the project so that the connection between them is clear.

Result

Result

Result

Result: Results of your KUF work must be archived and registered in NVA. A result can be, for example, an article/book, an art exhibition, or a conference presentation/lecture.

The three squares represent three separate results.

A result must consist of descriptive information as well as documentation in the form of one or more files (pdf, photo, video, etc.) that are archived in NVA.

Note that results do not have to be part of a project. If you have carried out a stand-alone KUF-work that only consists of a single result, it can be archived and registered without being linked to a project.

See next page for an example.

New result



Start with link to original version

Link to the original version if the resource is already published on the Internet



Start by uploading a file

Upload file if the resource isn't published on the Internet



Start in a blank registration form

Enter information later

Choose “New Result”, then one of the three options.

NVA

NORWEGIAN
RESEARCH
INFORMATION
REPOSITORY
(NVA)

+

NEW RESULT

KHIO

MASTER DATA

TASKS

MY PAGE

Einar

Abstract

+

ADD ALTERNATIVE ABSTRACT

Description of content. Particularly relevant when registering, for example, artistic development work

Keywords

Separate keywords with commas or enter

Publication date *

06.06.2024

☐ Year only

Primary language for content

Project affiliation ?

Search for and select the project in the search field to link the result to a project that is already registered in NVA.

Project affiliation

Q kuf-prosj

KUF-prosjekt #1

Oslo National Academy of the Arts

As part of the result registration, you can link the result to a project.
See the next page for more information about projects in NVA.



PROJECT

Project: If you have received funding for a KUF project, or have registered several separate results that belong to the same KUF-work, a project must be created in NVA.

When you create a project, you can enter information such as funding/project code/summary/time period in the project description. The red rectangle represents your project in NVA. The project is the overall framework that will contain the results.

See next page for an example.

NVA

NORWEGIAN
RESEARCH
INFORMATION
REPOSITORY
(NVA)

+ NEW RESULT

KHIO

MASTER DATA

TASKS

MY PAGE

Einar

MY PAGE

EJ

Researcher profile

Dialogue

Result registrations

Project registrations

The list shows all the projects you have

+ NEW PROJECT

Project registrations

Showing 1-10 of 10 sorted by Title (A-Å)

Project ACTIVE

Eureka

Jenny Perlin

The Academy of Fine Art

Project ACTIVE

ARcTic South

Merete Røstad (+3 participants)

Art and Craft

Project ACTIVE

KUF-prosjekt #1

Einar Jonsson

Oslo National Academy of the Arts

Project ACTIVE

KHiO Testprosjekt 26.09.24

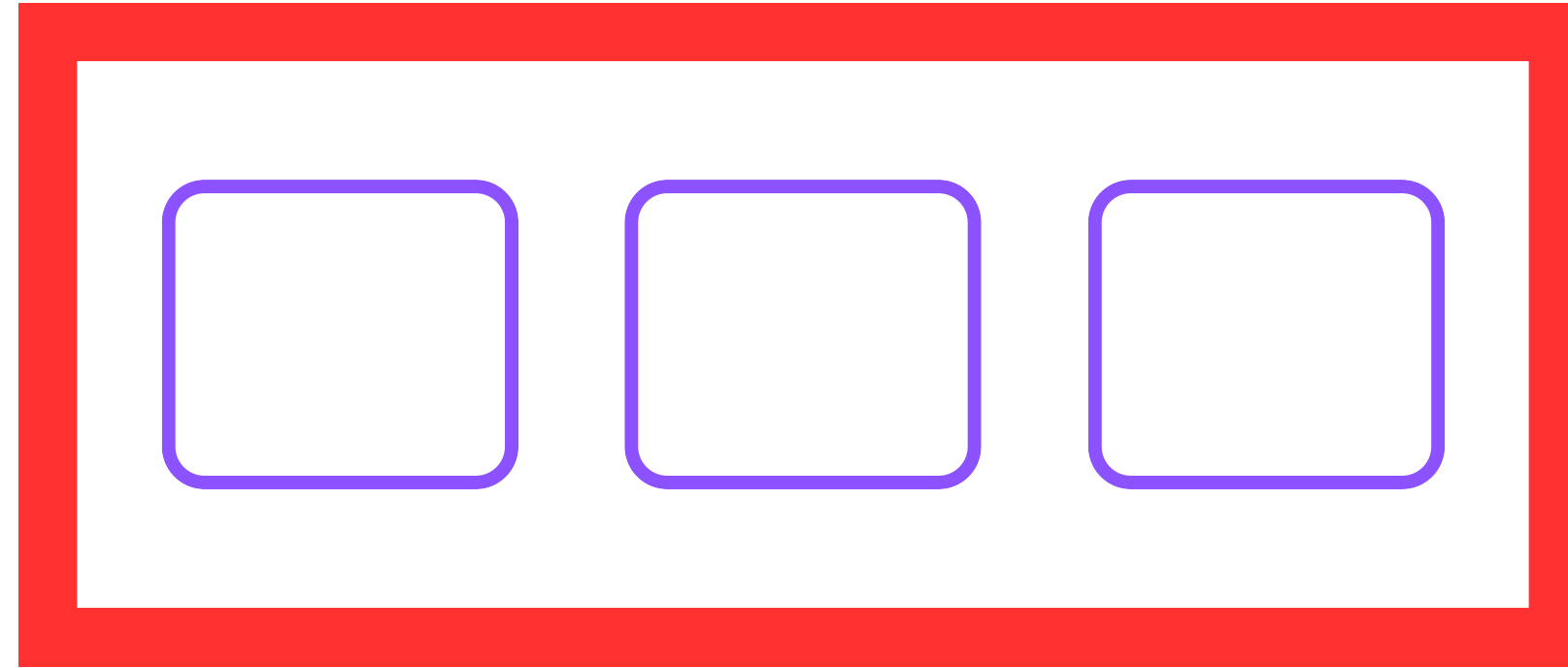
Einar Jonsson (+1 participant)

Oslo National Academy of the Arts

Project FINISHED

Social choreographies of emotion

Choose “My Page” in the top right corner, then “New Project” and start the registration.



Context: If a result is part of a project, it must be linked to the correct project so that it is understood that they belong together. In the illustration above, the three results (squares) are placed inside the project (rectangle). It represents that the results are linked to the overall project. That way you can see the connection. If you look at a result in NVA, you should be able to see which project it belongs to, and vice versa.

See next page for an example.

NVA NORWEGIAN RESEARCH INFORMATION REPOSITORY (NVA)

NEW RESULT

KHIO MASTER DATA TASKS MY PAGE Einar

Project ACTIVE
KUF-prosjekt #1

2676393
COORDINATING INSTITUTION
Oslo National Academy of the Arts
PROJECT MANAGER
[Einar Jonsson](#)
PROJECT PERIOD
05.06.2024 - 05.06.2026 (Active)

FUNDING
-
PROJECT CATEGORY
-
KEYWORDS
-

Summary

Members (1)

Results (1)

CONFERENCE LECTURE – 2024
[NVA TEST LIVE del 2](#)
[Live Vikøren](#)
gd

Number of results per page: 5

Related projects (0)

Here is an example of a registered project with an associated result. The connection between the project and the result is clear.

Note that projects can also be linked to other projects in NVA.
If a KUF-work includes several sub-projects, these must also be linked together.